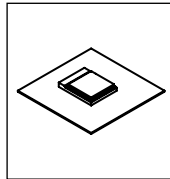


# Usage instructions


---

1.



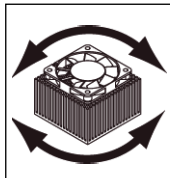
Clean off any residual traces of thermal paste on the CPU.

2.



Press a small drop (4-5mm diameter) of NT-H1 onto the centre of the heat-spreader.

3.



Put the heatsink onto the CPU, turn it back and forth a few times in order to spread the paste and then fasten it.

4.



Done!

## WARNING

- Do not ingest. Seek medical advice immediately if ingested.
- Keep away from children and pets.
- Avoid skin or eye contact.