



Dear customer,

Thank you very much for choosing the Noctua NT-H1 3.5g AM5 edition.

Noctua's NT-H1 is a renowned hybrid thermal compound that has become an established favourite among overclockers and enthusiast users worldwide.

The AM5 edition includes the NA-TPG1 thermal paste guard that prevents thermal paste build-up in the cut-outs of the heatspreader of AMD AM5 CPUs – a simple yet highly effective means to keep your AM5 processor clean.

Yours sincerely,

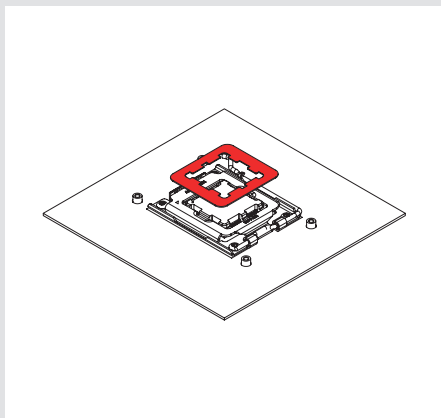


Roland Mossig, Noctua CEO

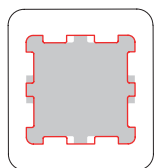
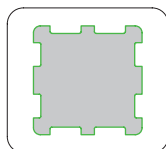
1 Installing the thermal paste guard

If there are any residues of thermal paste from previous installations on the CPU or heatsink, please clean them off first.

Then, place the NA-TPG1 thermal paste guard onto your AM5 CPU.



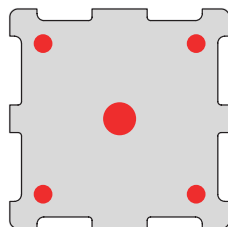
Make sure that the inner opening of the guard is correctly aligned with the outer edges of the heatspreader:



2 Applying the thermal paste

Thanks to its excellent spreading properties, there is no need to manually spread NT-H1 before installing the cooler: Simply apply the paste onto the CPU, put on the heatsink and you're ready to go!


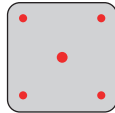

On AM5, apply 5 small dots; 4 small dots with ~2mm diameter near the corners plus 1 dot with 3-4mm diameter in the centre:



AMD AM5

Caution: Applying too much thermal paste will lower heat conductivity and cooling performance!

For all other CPUs, use the application guide below:

CPU size	CPU type	Number of dots	Dot pattern
SMALL	e.g. Intel LGA115x/1200	1 dot with 3-4mm diameter	
MID	e.g. AMD AM4, AM5, Intel LGA1700, LGA1851, LGA20xx	4 dots with ~2mm diameter near the corners plus 1 dot with 3-4mm diameter in the centre	
BIG	e.g. AMD TR4, sWRX8, Intel LGA4677	9 dots with ~2mm diameter and 4 dots with 3-4mm	

! Safety

Do not ingest. Seek medical advice immediately if ingested. Keep away from children and pets. Avoid skin or eye contact.

! Support and FAQs

Should you encounter any difficulties, please check the FAQs on our website (www.noctua.at/faqs) and don't hesitate to contact our support team at support@noctua.at.